



Grip Factory Munich

YOUR INNOVATIVE PARTNER FOR CAMERA SUPPORT

GF-Primo / GF-Secondo Dolly System

One electromechanical column with a choice of two base dollies

GFM proudly presents Toni Tundo's latest dolly designs, culminating a lifetime of experience in mechanical engineering and demonstrating his over 20 years of direct involvement with electromechanical dollies.

GF-Primo Base



As the deluxe model, the **GF-Primo** Base has a central "one touch" selector allowing for immediate, one handed, switch over to crab, front or rear wheel steering. Its telescopic and inclining steering rod perfects the **GF-Primo's** manoeuvrability and puts it in a league of its own.

GF-Secondo Base



The more economical **GF-Secondo** Base Dolly can also switch from crab, front or rear wheel steering but to do so, each wheel must be adjusted individually. Its standard steering rod is telescopic but not inclining.

GF-Primo Dolly



The **GF-Primo** Dolly is equipped with wireless radio control as well as secondary cable control as a standard feature for vertical column movement.

GF-Secondo Dolly



The **GF-Secondo** Dolly is equipped with cable control as the standard operational mode (wireless control is available as an extra).

GF-Primo Features:

- "one touch" central gearbox for selecting front, rear and crab steering.
- Four steering positions plus fifth, central steering position on gearbox.
- The telescopic and inclining steering rod provides increased manoeuvrability and control of dolly moves.
- Wireless radio control as well as secondary cable control for vertical column movement.
- Starting position on the column is a low 70 cm / 27", with a lift range of 70 cm / 27" extending to a maximum height of 140 cm / 54" in a fast, 2.5 seconds.

GF-Secondo Features:

- Selection of front, rear and crab steering.
- Four steering positions.
- The telescopic steering rod provides comfortable manoeuvrability and control of dolly moves.
- Ergonomic hand control unit with cable and full control display.
- Starting position on the column is a low 72 cm / 27", with a lift range of 70 cm / 27" extending to a maximum height of 142 cm / 55" in a fast, 2.5 seconds.

3 Steering Modes & Individual Movement Control

The **GF-Primo's** "one touch" steering mode selector combined with the telescopic, inclining steering rod, put the Dolly Grip in complete control of the dolly shot. The steering rod's tilt angle can be locked off at set positions or kept in stepless, quick adjustment mode for immediate in-move position changes. In stepless mode, even the drag can be set to individual preferences.

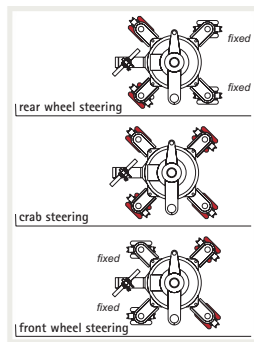
With the **GF-Secondo** each wheel has a selector switch allowing you to change from crab, front or rear wheel steering without tools or the use of wheel locking bars. No matter what steering mode is in use, the dolly can be steered from any of the 4 steering points. The **GF-Secondo's** standard steering rod is telescopic and the hand control unit fits into the steering handle to enable a comfortable and user friendly operation.




GF-Primo "one touch" steering selector



Telescopic & inclining steering rod



3 steering modes



GF-Secondo steering selector



Telescopic steering rod

Hand Control Unit

The ergonomic, state of the art hand control unit operates with wireless radio signals on the **GF-Primo** and cable control on the **GF-Secondo**.

The familiar rocker switch was selected as the drive mechanism and is set at a level to give the operator ultimate control of the column. The display is clear and easy to understand, giving even first time operators confidence and guidance.

Functions:

- On / Off
- Speed selection
- Drive ramp selection
- Setting of markers and limits
- Selection of 4 individual user modes

Information on display:

- Columns lift range and position in metric, imperial percentage.
- Shows limit settings
- Shows marker positions
- Indicates direction of next marker
- Shows column battery voltage
- Shows hand control unit battery status
- Shows motor temperature

Wireless Module:

- Frequency 2,4 GHz - FHSS
- Typical indoor range 30 m
- Typical outdoor range 200 m
- Selectable radio channels 9



Holder for HCU



GF-Secondo with cable connected HCU



GF-Primo in wireless mode

of electromechanical dolly

Common Dolly Features:

- Electromechanical column with 48 Volt digital electronic.
- Column is rotatable and can be separated from the base dolly.
- The battery connection is a "drop and go" system where the batteries are simply slotted into position, secured and ready to go.
- The multifunctional turnstile mount accepts four adapters to provide a wider range of seating and camera positions e.g. two persons, two cameras.
- The stable, multifunctional platform set is machined to give a selection of threaded and non-threaded holes for mounting various adapters such as lighting stands, monitor holders, seat arm extensions etc. as well as providing a solid base for the operators to stand on.
- Constructed of the highest quality CNC machined parts with Hard Coated® finish.

Rotatable & Removable Column

Because of the quiet and smooth bearing located in the chassis of both the **GF-Primo** and **GF-Secondo** Base Dollies, the 48 Volt electromechanical column is 360 degree rotatable and can be separated from the base dolly for easy transportation.

This feature also allows the base dollies to be fitted with Base Plates with either Euro-adapters or turnstile mounts.



The dollies accept base plates & the electromechanical column



Dolly with base plate, turnstile mount and adjustable riser



Rotatable column and rotatable turnstile mount

"Drop & Go" Battery Connection

The battery connection on the column is a "drop and go" system where the 2 lightweight, 24 Volt batteries are simply slotted into position, secured and ready to go.

The batteries also have a carry handle for more comfortable handling.



Multifunctional Turnstile Mount

The multifunctional turnstile mount accepts four adapters to provide more seating and camera positions than other central column dollies e.g. two persons, two cameras. By attaching standard GFM accessories such as the Combi-rig, high/low rigs, off-set brackets etc directly onto the turnstile mount, changing the camera position in relationship to the camera operator is a simple matter. This function combined with the rotatable column enables position adjustments of the camera or operator to be made without any great effort, creating a flexible and comfortable working situation.

The turnstile bracket is machined from solid, high grade aluminium and provides a selection of threaded (12 mm & 3/8") and non-threaded holes (12, 25 & 28 mm). The perfect tool for mounting various adapters such as low shot plates, lighting stands, monitor holders, seat arm extensions, counter weight rods etc.



The Ultimate Platform System

The **GF-Primo's** and **GF-Secondo's** patented, multifunctional platform system is machined from high grade aluminium and provides a selection of threaded (12 mm & 3/8") and non-threaded holes (12, 25 & 28 mm).

It's the perfect tool for mounting a wide range of adapters with special clamps available for attaching scaffold tubes, offering even more rigging options.

As well as providing a solid base for the operators to stand and walk on, when used in conjunction with seat arm extensions, steps or low platforms can be built allowing alternative standing positions at higher or lower levels.

The GF-Platforms are easy to handle and have an integrated carry grip. The unique locking system utilizes the bases carry handles, ensuring a fast, quiet and no-play connection.




Monitor brackets & lights



With low rigs



Off-set adapters



Attach weight rods



Lighting & Euro-adapters etc



Scaffold adapters



Multifunctional Platform System



High platform



Low platform



Carry handles also secure platforms

The GF-Low Platform System

GFM's Low Platform System compliments the standard system by offering variable platform heights plus an extension of the standing room on the dolly base.

The multifunctional platform set is machined from high grade aluminium and also has a selection of threaded (12 mm & 3/8") and non-threaded holes (12, 25 & 28 mm) as well as elongated slots.

Low shot plates, lighting stands, monitor holders, seat arm extensions, counter weight rods, scaffold adapters etc can all be mounted. Track or skateboard wheels can be attached for use on straight track.

It is a 2 part construction. The main section of the platform to be combined with the standard platform set providing a larger standing area.

The Low Platform is also available in a simpler version excluding the multifunctional features but providing variable heights etc.



Fast and easy mounting



2 part Low Platform System



Stable low mode



Low Platform System with skateboard wheels



Extends standard platform



Economical version

Pneumatic "BIG" Wheels

The all terrain, quick release, pneumatic "BIG" wheels are a unique feature with GFM dollies. They attach to the standard studio wheels, without the use of tools, and are clamped to them in seconds through a special locking claw. The standard wheel brake is used to secure and lock off the base on slopes etc. Due to their stability and extra ground clearance, the dolly can not only be transported over rough terrains but also used for shooting on rougher surfaces than with normal pneumatics.



Quick mount



No tools



And go!



All terrain "BIG" Wheels



GF-7002

GF-7003

GF-7002/1

GF-7023

GF-7016



GF-7004



GF-7005

GF-7005/1

GF-7005/2



GF-7025



GF-7010



GF-7006



GF-7014



GF-7014/1



GF-7007



GF-7007/1



GF-7024



AL-2363



AL-2363/1

Dolly Accessories:

GF-7002	Charger station for 2 x 24V batteries
GF-7002/1	Charger unit for 1 x 24V Battery
GF-7003	24V Battery
GF-7023	Battery for HCU
GF-7016	Pan bar connector for HCU
GF-7004	Protection cover for column
GF-7005	Second seat adapter for turnstile mount
GF-7005/1	Multifunctional arm for turnstile mount
GF-7005/2	Swivel Bracket for PS Turnstile Mount
GF-7025	Assi-sitz Multi-adapter
GF-7010	Set carry bars for column (4pcs.)
GF-7006	Multifunctional Platform set (4 pcs)
GF-7007	Multifunctional Low Platform System (2 part)
GF-7007/1	Low Platform Standard (1 part)
GF-7014	Base plate with adjustable Euro-Adapter
GF-7014/1	Base plate with Turnstile Mount
GF-7024	Running board platform
AL-2363	Connector for counterweight rod to M12 e.g Euro-adapter, Platform
AL-2363/1	Connector for counterweight rod to 25mm pin e.g.platform



GF-7008



GF-7011



GF-7009



GF-7013



GF-7012

GF-7008	Set of pneumatic wheels (8pcs.)
GF-7009	Set of soft studio wheels (8pcs.)
GF-7011	Set of all terrain, quick release, Pneumatic "BIG" wheels (4pcs.)
GF-7012	Short telescopic steering rod
GF-7013	Telescopic & inclining steering rod with mount for hand control
GF-7015	Steering transmission rod
AL-2217	Euro-adaptor for 25mm connection pin
AL-2240	Connection pin 25mm
AL-2240/1	Connection pin 25 to 28mm
AL-2210	Seat arm combined 10cm / 4"
AL-2220	Seat arm combined 20cm / 8"
AL-2230	Seat arm combined 30cm / 12"
AL-2211	Seat arm vertical 10cm / 4"
AL-2212	Seat arm vertical 20cm / 8"
AL-2213	Seat arm vertical 30cm / 12"
AL-1031/1	Dolly seat (off-centre)
AL-1031	Dolly seat
AL-1032	Dolly seat cover




AL-2217



AL-2240



AL-2240/1



GF-7015



AL-2210

AL-2230

AL-2220

AL-2213

AL-2212

AL-2211



AL-1031

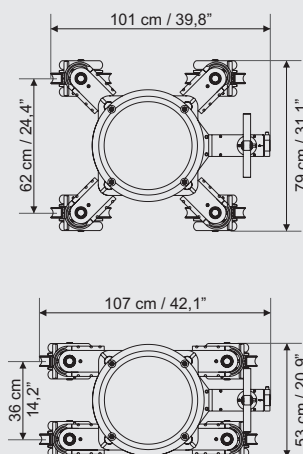


AL-1031/1



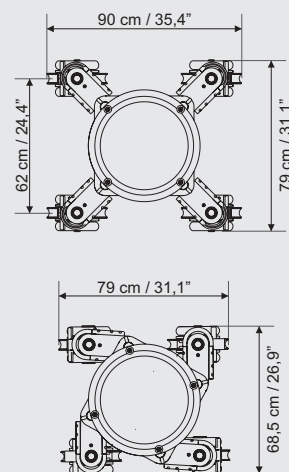
AL-1032

GF-Primo Dolly



Duration of compl. lift range max speed	2,5 seconds
Lift range	70 cm / 27"
Minimum column height	70 cm / 27"
Maximum column height	140 cm / 54"
Lift capacity (extended)	250 kg / 550 lbs
Lift capacity (retracted)	900 kg / 1980 lbs
Number of column lifts	200 (approx.)
Transport dimensions	107 x 53 x 70 cm
Transport weight Base	80 kg / 176 lbs
Transport weight Column w/o batteries	68 kg / 149 lbs
Operational weight with batteries	160 kg / 352 lbs

GF-Secondo Dolly



Duration of compl. lift range max speed	2,5 seconds
Lift range	70cm / 27"
Minimum column height	72cm / 28"
Maximum column height	142cm / 55"
Lift capacity (extended)	250 kg / 550 lbs
Lift capacity (retracted)	900 kg / 1980 lbs
Number of column lifts	200 (approx.)
Transport dimensions	79 x 68,5 x 72 cm
Transport weight Base	69 kg / 151 lbs
Transport weight Column w/o batteries	68 kg / 149 lbs
Operational weight with batteries	149 kg / 327 lbs

On Location



Link to website



Grip Factory Munich GmbH Fürholzener Straße 1, 85386 Eching / Munich, Germany
Tel.: +49 (0)89 / 31 9012 90 Fax: +49 (0)89 / 31 9012 99 E-mail: info@g-f-m.net Internet: www.g-f-m.net